

Simple Ways to Integrate Social-Emotional Learning Throughout the Day




Start the day with a check-in.



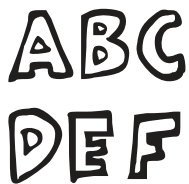
Use story time for teachable moments.



Work in partnerships.



Teach students how to work collaboratively in a group.




Teach students new words to support a growth mindset.




Nurture a culture of kindness.




Set up a peaceful place in the classroom.



Teach your kids how to manage conflict with peer mediation.



Use positive posters to teach social-emotional skills.



Allow for plenty of talk time.

BROOKES


Brookes Publishing Co.

www.brookespublishing.com | 1-800-638-3775




Adapted from The Social-Emotional Learning Toolbox by Kathy Perez, Ed.D. © 2022 Brookes Publishing Co. All rights reserved.

Learn more ► <https://bpub.fyi/SEL-Toolbox>





Practice lots of role play to act out emotions.



Play games to build community.



Use cross-age tutors: Buddy up with an older or younger class.




Teach students to monitor their own progress.



Hold regular class meetings.




Build community with teams.



Encourage expression through art.



Make space for reflective writing.



Include interview projects.



Create classroom jobs.



End each day with a checkout and community circle.

BROOKES

Brookes Publishing Co.
www.brookespublishing.com | 1-800-638-3775



Adapted from The Social-Emotional Learning Toolbox by Kathy Perez, Ed.D. © 2022 Brookes Publishing Co. All rights reserved.

Learn more ► <https://bpub.fyi/SEL-Toolbox>

