

Teaching Expectations and Rules


Coffee Chat with Brookes
Denise Perez Binder
dbinder@usf.edu

National Center for
**Pyramid Model
INNOVATIONS**
ChallengingBehavior.org

1

Webinar Tips

- 1 Close any applications that use bandwidth or resources on your device
- 2 To submit a question, click “Questions” in the webinar panel and type in your question
- 3 To minimize the webinar panel, click the orange arrow in the upper left of the panel
- 4 If you experience audio issues, check the Audio tab of the webinar panel for correct speakers, ensure speakers are turned up, or try reconnecting to the webinar.




2

Unpacking the Pyramid Model: A Practical Guide for Preschool Teachers

Created by Pyramid Model developers and experts, this is the first book to provide a comprehensive, step-by-step overview of the Pyramid Model for children ages 2–5.

bpub.fyi/Unpacking-PM




3

Book Giveaway

We're giving away a **FREE** copy of

Unpacking the Pyramid Model

One attendee will be selected at random and emailed after the webinar. Submit your questions to increase your chances!



4

Certificates

Certificates of attendance are available for all webinar viewers.

More information will be provided at the end of the webinar.



5

Welcome



Introductions



Defining Expectations and Rules



Developing Expectations and Rules



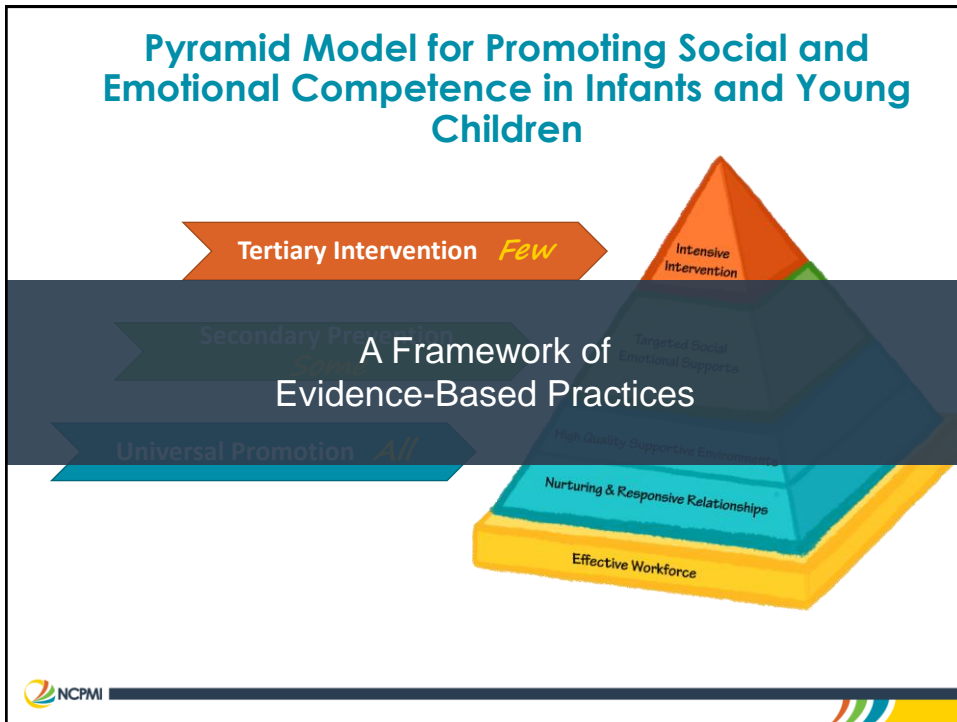
Teaching and Acknowledging Expectations and Rules



Powering Up With Families



6



7

Defining Behavior Expectations and Rules

NCPMI

8

Expectations

- **Expectations** = general ways you want people to act. They will apply to all children across all settings.

Example Expectations:

Be Respectful	Be Polite
Be Safe	Be Responsible
Be a Team Player	Be Honest
Be Peaceful	Be Friendly



9

9

Program-Wide Expectations

- Creates a shared focus and continuity for program, school, classrooms
- Gives school/program a shared language
- Communicates positively what is desired



10

Program-Wide Expectations



11

Rules

- **Rules** = will help to clarify expectations for specific settings. They may only apply in certain settings.

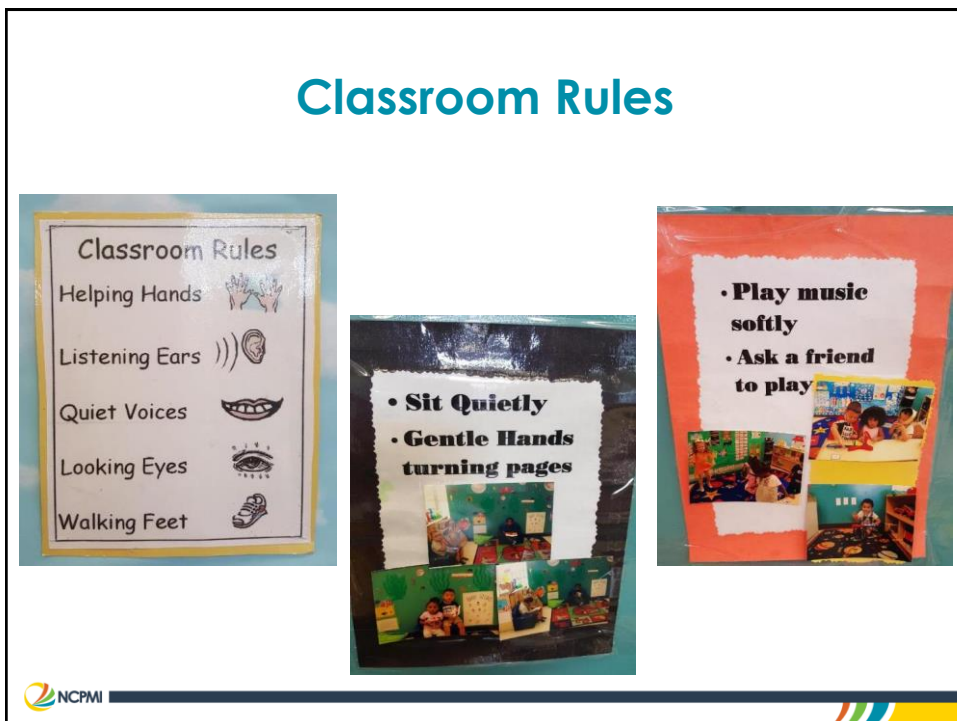
Example Rules:

Keep hands and feet to yourself
 Walk with your group
 Listen for teacher directions
 Use nice words

12



13



14

Large Group Rules







15


Library Center Rules



16

Outside Rules

1. We let ALL bugs and animals live. 
2. We use gentle words and hands. 
3. We use our looking eyes. 
4. We share and take turns with our friends. 



17

Individualizing Rules to Meet Children's Needs





18

Expectations vs. Rules

- We Are Superfriends
- Walking Feet
- Feet On The Floor
- Safety First
- Show Respect
- Keep Your Eyes on the Teacher

NAME IT GAME!



19

Developing Expectations and Rules



20

General Guidelines about Expectations and Rules

- Get Staff and Families' input in developing expectations
- Involve the children in developing the rules.
- Post the expectations and rules and include a visual to help children understand.
- Teach the expectations and rules systematically.
- Reinforce the expectations and rules at high rates initially and at lower rates throughout the year.



21

21

Guidelines

Should Be:

- Positively stated
- Posted (child level with visual)
- Few in Number (less than 5)
- Reviewed daily as a group
- Discussed throughout the day



22

Developing Expectations: The Happiest Child!



- Each staff member identifies their top 3 preferred child characteristics (if you had the most engaged, social child in your class what characteristics do they possess that makes you feel that way about them)
- Come together as a group and create a master list
- Eliminate duplicates
- Group by categories
- Label each category

1. _____

2. _____

3. _____

Family Input: Expectations

Let's Talk About Expectations At Home




Think of your child at home. When your child is being their "best" and most engaged in an activity or with others, what are they doing that makes you feel that they're being their "best?" Circle your top 3 choices.

- | | |
|-------------------------------------|--|
| Sharing | Helping a child |
| Helping an adult | Being courteous (please and thank you) |
| Speaking Quietly (inside voice) | Speaking up |
| Using toys gently | Cleaning up after themselves |
| Feeding themselves | Using kind words |
| Look at an adult when spoken to | Walk when in the community |
| Stay near you when in the community | |


Have a different idea of "best" behavior? Add it here.


Other:


Hi, I would like all staff members to take a moment to vote on our school-wide mascot, motto, and expectations. Choose ONE mascot, ONE motto for that mascot, and THREE school wide expectations. The results of this vote will be revealed on March 2nd! Return all ballots by Friday February 5th.


Thanks! Jess

This is a BEE example, we wouldn't use this language (unless we vote to do so):

 Be safe!

 Be kind!

 Be helpful!


☐ **Mascot:** Bee

☐ **Motto:** The ELC is the best place to BEE!


☐ **Motto:** The ELC is buzzing with positivity!

☐ **Motto:** BEE Positive!

This is a CUB or LION example, we wouldn't use this language (unless we vote to do so):


 CUBS
 Caring
 Using Safety
 Be Respectful
 Be Responsible

OR


 LION PRIDE
 Be Proud
 Be Safe
 Be Kind
 Be Responsible
 Be Polite

☐ **Mascot:** Cubs or lion (circle your preference)

☐ **Motto:** We're PAWSitive at the ELC!

☐ **Motto:** We take pride in being PAWSitive!

☐ **Motto:** We've got PRIDE!

School Wide Expectations: Vote for your top three

☐ Be kind

☐ Be respectful

☐ Be safe

☐ Be a friend

☐ Be a listener

☐ Be calm

☐ Be peaceful









☐ Be polite

☐ Be a team player

☐ Be a learner

25

Expectation/Rules Matrix

Expectations	Classroom	Playground	Hallway
Show Respect 	Soft Touch 	Take Turns 	Inside Voice 
Stay Safe 	Walking Feet 	Sit on Bikes, Slide, and Swings 	Walking Feet 

26

Reminders

- Keep your list of expectations and rules short so children will be able to learn and memorize them.
- When developing expectations and rules use words that children will understand.
- If your school has school-wide expectations make sure you use those for your classroom but link them to rules your children will understand.
- If you are having difficulty developing expectations and rules think about the skills that are most important for children to master so they can become successful learners



27

Teaching and Acknowledging Expectations and Rules



28

Teaching

- Systematically
- Embedding opportunities for practice
- Examples and Non-examples
- Positive descriptive feedback



29

Teaching Strategies

- | | |
|----------------------------|--------------------------------|
| • Adult Modeling | • Prompts |
| • Modeling with Puppets | • Priming |
| • Songs | • Reinforcement |
| • Fingerplays | • Incidental Teaching |
| • Flannel Board Activities | • Use of Games |
| • Role Play | • Use of Children's Literature |
| | • Social Stories |



30

Teaching!



31

Examples and Non-Examples



32

Stop/Go Teaching Rules



Promoting Expectations

- Bulletin Boards
- T-shirts
- Photo Displays
- Classroom books
- Plays
- Songs
- Roll Out Rally
- Classroom celebrations
- Family lesson plans
- Playground party
- Video production
- Family newsletter
- Staff acknowledgement
- Invite the Board!

Building Staff Excitement



35

**Be Safe
Be Helpful
Be A Team Player
Be Kind
Everyone Belongs**



36

“Together We Can” Support Positive Behavior at Valeska Hinton




37

Staff T-Shirts



38



39

Acknowledging the Expectations



You deserve a high five!

40



41

Powering Up With Families

42

Spring Open House- Roll-Out Event




43

Greeting Families



44

Going to School





FAMILY BOOKS!


Mary Go Round Child Care Center

Story by Mary Go Round South Pointe Childcare, 2020

We all go to school at Mary Go Round.

Some of us are here all day and some of us here only part of the day. We all need to remember to be safe and respectful while we are at school.



45

Good News Post Cards!




46

Partnering With Families


Session 3 Why Do Children Do What They Do?

Session 3—Activity #11
Household Rules

11

Write out 3-5 household rules. Remember the "rules" for rules:

- Set no more than 5 rules.
- State rules as "do's" (not "don'ts")—tell your children what you want them "to do."
- Pick rules that apply to many situations.



NCPMI

Household Rules

- Encourage families to create household rules.
- Help them make rules that teach their children what TO DO.
- Provide strategies to use for teaching and reinforcing the rules.

47

Questions?

48

Visit us online at
ChallengingBehavior.org



49

Thank You

The contents of this presentation were developed under a grant from the U.S. Department of Education, #H326B170003. However, those contents do not necessarily represent the policy of the U.S. Department of Education, and you should not assume endorsement by the Federal Government. Project officer, Sunyoung Ahn.



50

Certificates

Certificates of attendance are available for download from the “**Handouts**” section of the webinar panel or **from the URL below:**



bpub.fyi/Teaching-Rules-Cert




51

Webinar Survey

At the end of the webinar, you will be prompted to complete **a short survey.**

Let us know your thoughts about this webinar and you could **win a free book!**



52

Special Offer

SAVE 20%

at www.brookespublishing.com

Use code

COFFEE121



*Expires 12/31/21. Not to be combined with any other discounts or offers. Consumer orders only, please.
Excludes BOLI training, pre-discounted bundles, and online products such as ASQ Online and AEPS Interactive.



53

Brookes Coffee Chats

Looking for more professional
development opportunities?

bpub.fyi/Coffee-Chats



COFFEE CHATS
WITH BROOKES



54

COVID-19 Resources

- Recommended reading
- Downloadable resources
- Professional development webinars



bpub.fyi/COVID-EC



55

Thank You!



56