


How the well works

SCREENING®

1 Prepare your devices for screening

Visit www.wellscreening.com on the student's device and on the adult helper's device.



Device Options

	Student device	Helper device
Computer	✓	✓
Tablet	✓	✓
Smartphone		✓

2 Enter a screening code

On both devices, click "Login" and enter the same screening code. Then, select "My Screening."



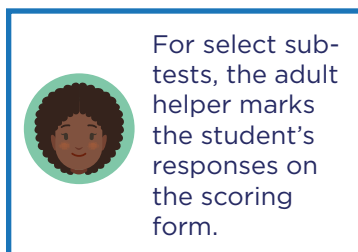
On the helper's device, select "Prepare Helper's Scoring Form."



Then, on the student's device, select "Begin Screening."

3 Begin screening

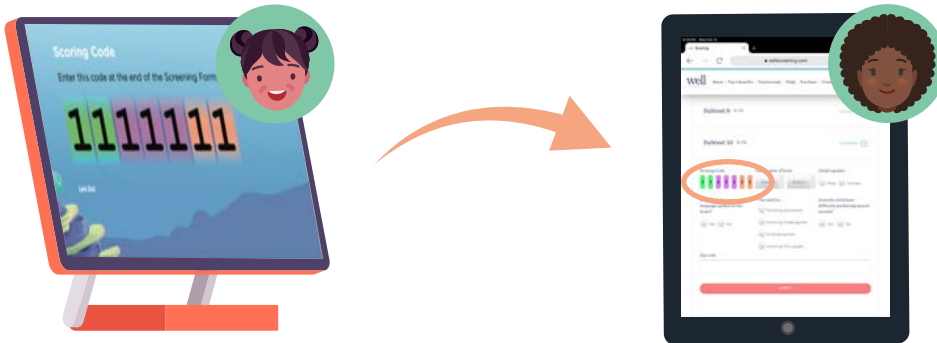
Animated characters guide the student through each subtest. Screening takes about 20 minutes.



4

End and submit screening

When complete, a scoring code will appear on the student's device. Enter it on the scoring form.



5

View results

The student's Learning Profile will automatically generate. "Next Steps" link to games, activities, and websites to bolster skills in each domain, as well as suggestions for professional referrals.



Get started today!



Well Screening® Starter Kit

By Barbara L. Ekelman, Ph.D., CCC-SLP, Debra A. Dutka, M.A., CCC-SLP, & Karen St. Amour, M.A.

Includes an ebook Examiner's Manual and 25 screening codes (+1 free practice code)

US\$99.00 | Stock #: 54791 | March 2021 | 102 pages (ebook) | ISBN 978-1-68125-479-1